TECHNO HOLT LABS



CONTROLLED DEVICE ACCESS · SCHOOLS, OFFICES AND CLUBS

Haltz

Phones on campus. Under your control.

Students tap in at the gate and the distractions switch off. Staff hold the key. Parents hold one too.

01 THE PROBLEM

You can ban the phone. You cannot ban the pocket.

Confiscation makes enemies of your staff. Lockers cost money and get lost. Blanket bans push the device under the desk, where nobody can supervise it at all — and they throw away the tablet as a teaching tool along with the distraction.

The device is not the problem. Unsupervised access to a handful of apps is the problem.



02 WHAT IT IS

A key you mount on the wall.

A small battery-free tile, and an app on the device. Tap the device to the tile and a policy switches on: chosen apps, the camera, or both, go out of reach until an authorised tap releases them.

Nothing is confiscated. Nothing is handed over. The phone stays in the student's pocket, doing only what you have allowed it to do — and the tap takes about a second.

THE TILE

Passive. No battery, no wiring, no charger. Screws, sticks or magnets to any surface.

THE APP

iOS and Android, phones and tablets. Enrolled once, then invisible.



THE TILE — 50 × 50 MM, 6 MM THIN

Three seconds at the gate.

1

Tap in

The student holds their phone or tablet to the tile at the entrance while a teacher or prefect watches. One tap, one second.

2

Campus policy applies

Social apps, games and — if you want it — the camera go out of reach. Calls, the timetable and learning apps keep working.

3

Tap out at the end

A second tap at the exit tile, or an automatic release at the final bell, hands the device back.



PHONE TO TILE — THE SAME GESTURE AS A CONTACTLESS CARD



SCHOOL TABLETS TAP THE SAME WAY

A tap is faster than showing an ID card, and you can mount as many tiles as you have doors. No handover, no storage, no register of confiscated property, no arguments at three o’clock.



Supervision your staff can actually perform.

A teacher watching a tap is a teacher doing thirty seconds of work — not running a property cupboard.



THE MASTER TILE — BRASS, AND DELIBERATELY DIFFERENT TO LOOK AT

Not every tile is equal.

Tiles are issued in tiers. A gate tile can only apply the campus policy. A master tile can undo anything, anywhere on the site, in one tap.

- **Master key** · Owner or principal
  Unlocks any device on the site, overrides any policy, and issues or revokes every other tile in seconds.
- **Admin key** · IT or head of section
  Sets policies and schedules, adds tiles and classes, but cannot override the master.
- **Gate key** · Teachers and prefects
  Applies and releases the campus policy at a door. Nothing else.
- **Home key** · Parents
  One tile per family. Applies house rules at home and can release the school policy in an emergency.



05 AND AT HOME

The rule doesn’t end at the gate.

Families get their own tile for the front door or the kitchen wall. Homework hours, dinner, bedtime — the same tap, the same app, no second product to learn.

- **Parents hold a real key.**
  Not a password a teenager can watch you type. A physical object that lives where the parent decides.
- **School and home don't fight.**
  Campus policy applies on campus; house rules apply at home. Neither can be switched off by the child.
- **An emergency always wins.**
  Calls, messages to saved contacts and maps are never blocked, in any policy, at any tier.

A school that hands parents a tile turns a discipline policy into something the family joined, rather than something the school imposed.

06 WHERE IT FITS

One tile. Four kinds of room.



Schools and colleges

Tablets stay in the lesson and out of the group chat. Exam halls go camera-free.



Offices and call centres

Floors where phones were simply banned can allow them again, on your terms.



Camera-restricted sites

Labs, production floors and records rooms where a photograph is the whole risk.



Clubs and academies

Training hours belong to the coach, not to whatever is trending that evening.



TABLETS IN USE — AND ONLY IN USE



THE POLICY STAYS WHERE IT BELONGS: WITH THE SCHOOL

Allow the device. Keep the classroom.

The argument for tablets was always the learning. The argument against them was always the other twenty apps. A tap at the gate settles it, and the tablet earns its place again.

- **Phone-free lessons, device-rich teaching.**
  Learning apps, e-books and the timetable keep working while messaging, video and games do not.
- **Exam halls with no cameras.**
  An exam policy can switch the camera off entirely on enrolled devices — paper leaks by photograph stop being possible.
- **Bullying moves out of your corridors.**
  No recording, no photographs, no clips of a classmate taken between periods.
- **Parents see the same rules you do.**
  A weekly summary of focused hours, per class or per child — no surveillance, no message logs, no location.

The letter you send in September.

A phone policy survives contact with parents when they were given something, not told something. Haltz gives them a key.

- **You are giving, not taking.**
  The device is never collected, never stored, never damaged in a drawer. That single fact removes most of the correspondence a phone policy generates.
- **It is an admissions line, not just a rule.**
  “A managed phone-free campus” is something a parent choosing between two schools can understand in one sentence — and something your competitor cannot claim by Monday.
- **Nothing to defend on privacy.**
  No messages, no browsing, no photographs, no location. There is no screen in the console where a member of staff could look, which is the answer to the question parents actually ask.





THE CONVERSATION GETS EASIER WHEN THE PARENT IS HANDED A KEY

DRAFT — LIFT THIS STRAIGHT INTO YOUR LETTER

From September, phones and tablets on campus will be managed rather than collected. On arrival your child taps their own device against a reader at the entrance. Social media, games and the camera are placed out of reach for the school day, while calls, messages to saved contacts, maps and learning apps continue to work as normal.

Nothing is confiscated and nothing is held by the school. The system does not read messages, browsing history or location. Families who would like the same arrangement at home may request a key of their own.



08 EXAM INTEGRITY

Every device in the hall, camera off, by one tap at the door.

Invigilators verify a tap instead of patrolling for pockets. The policy lifts itself when the paper ends.



TAP ON ARRIVAL, AT THE DOOR YOUR BADGE ALREADY OPENS



A MEETING-ROOM POLICY, LIFTED WHEN THE SESSION ENDS

Stop banning phones. Start scoping them.

A blanket phone ban costs you goodwill, a locker wall and a receptionist's morning — and it still fails, because the second phone is in a bag. Scope the device instead of seizing it.

- **Floor policies, not floor searches.**
  Sales floors, secure teams and production lines can each carry a different policy on the same building.
- **Contractors and visiting staff.**
  A visitor tile issues a temporary policy for the length of a shift, then expires on its own.
- **Meetings that stay in the room.**
  A meeting-room tile can hold cameras and recording off for the length of a session.
- **Nothing your staff has to trust you with.**
  Haltz applies a policy. It does not read messages, track location, or see what is on the screen — and the brochure for your staff can say so plainly.



A CONTROLLED DOORWAY ON A PRODUCTION FLOOR



LABORATORIES, RECORDS ROOMS, DESIGN OFFICES

Where one photograph is the whole risk.

Sticker over the lens, phone in a pouch, a guard at the door — every existing answer is either unenforceable or insulting. A tap is neither.

- **Camera off, phone still a phone.**
  Staff keep calls, messages and their own life. They lose exactly one capability, for exactly as long as they are inside.
- **The policy proves itself.**
  The console shows which devices are currently under the site policy — an auditable answer, not a sign on a wall.
- **It survives the pocket.**
  Nothing depends on the person remembering. Once the policy is applied, walking away does not lift it — only a tile does.

WHAT THIS NEEDS

Blocking a camera is a managed-device capability, not something any app can do by itself. It works on devices enrolled in your management profile — school-owned tablets, company handsets, and staff phones enrolled with consent. It cannot be applied to an unenrolled visitor's phone; no product on the market can do that. For genuine walk-in visitors Haltz supplements a pouch or a guard rather than replacing one.



EVENING TRAINING — UNDIVIDED



CHANGING-ROOM TILE, TAPPED ON ARRIVAL

Give the coach the two hours back.

A training session competes with a group chat, and the group chat wins on its own terms. A tile in the changing room ends the contest before the warm-up starts.

- **Social apps off for the session.**
  Applied when the squad taps in, lifted at the whistle. Music and the club's own app keep working.
- **Camera control on match day.**
  Dressing rooms, physio rooms and youth sessions can hold the camera off without collecting anyone's phone.
- **Parents of junior players stay reachable.**
  Calls and saved contacts are never blocked, so no parent is ever cut off from a child at an away fixture.
- **Safeguarding you can evidence.**
  For youth academies, a camera policy at the door is a policy you can show a regulator, not one you have to promise.



GATE TILE IN CHARCOAL, MASTER TILE IN BRASS — DIFFERENT AT A GLANCE, ON PURPOSE

12 THE TILE

Nothing to charge. Nothing to break.

It is a passive tile. The device powers it through the tap, reads its identity, and applies the policy. There is no battery and no wiring, so there is nothing to service and nothing to fail in a corridor.

SIZE	50 × 50 mm, 6 mm thin
POWER	None — passive, powered by the tap
MOUNTING	Screw, adhesive or magnet
FINISHES	Charcoal, brass; custom on volume orders
DEVICES	iOS 17+, Android 12+, phones and tablets
NETWORK	Not required — a tap is verified on the device



Four layers. No battery.

- **Top shell**
  Matte plastic or brushed metal. Survives a corridor and a caretaker's ladder.
- **Antenna and identity chip**
  Tuned to read through a phone case, on iPhone and Android alike.
- **Base plate**
  Structural. Holds the tile flat and true against the wall.
- **Fixing pad**
  Screw, adhesive or magnet, chosen per site.

Each tile's identity is written and sealed at production on a rig we build for the purpose. A blank tag bought online unlocks nothing, and a cloned one is rejected.

One app for the device. One console for you.

The app is quiet and almost invisible once enrolled. The console is a single web page an office secretary can run.

- **Policies, not settings.**
  “School hours”, “Exam”, “Production floor”. Build one, apply it to a class, a section or the whole site.
- **Schedules that still need the tap.**
  A policy can arm itself every weekday at eight and still require a tile to release early.
- **Tiles issued and revoked in seconds.**
  Every tile is listed, named and assigned. A lost tile is dead the moment you say so.
- **Emergency releases, counted.**
  A small monthly allowance for the day a tile is on the wrong side of town — logged, not unlimited.
- **Works offline.**
  Taps are verified on the device. A dropped connection at the gate changes nothing.



THE CONSOLE — ONE PAGE, NO TRAINING COURSE

WHAT HALTZ NEVER SEES

Messages, call content, browsing, photographs, or location. The product applies a policy and records that a tap happened. Nothing else leaves the device — and that sentence is one you can print in the letter you send to parents.

“Why not just take the phones off them?”

	Staff effort	Who holds the device	Camera control	How it gets defeated
Confiscation at the gate	A queue, a register and a dispute at three o’clock	The school — and the school is liable for it	Yes, while you are holding it	The second phone in the bag
Locking pouches	An unlocking base at every exit; a bottleneck at the bell	The student, inside a sealed pouch	Yes, while the pouch stays shut	A cut pouch, or the second phone
A blanket ban	Constant policing, unevenly applied	The student, entirely unsupervised	None	The pocket
Device management alone	None	The student	Yes, but on a timetable	Nothing — but it cannot tell who is actually on site. A child off campus at ten is still locked; one who arrives late is not.
Haltz	Seconds, at the door	The student, always	Yes, on enrolled devices	Only by not enrolling the device — which shows up as a gap in the console

IN ONE LINE

Haltz is device management with a physical trigger and a key hierarchy on top. The tap is what turns a timetable into a place — and what gives a member of staff something to supervise.

The six questions, answered straight.

“What if a family refuses to enrol the device?”

Then that device is simply not covered, and your existing rule for it applies. Most schools make enrolment a condition of bringing a device onto the site — the same way they already treat a car in the staff car park.

“What happens in a real emergency?”

Calls, saved contacts and maps are never blocked, under any policy, at any tier. On top of that every account carries a small monthly allowance of emergency releases, logged rather than unlimited.

“Does it read my child’s messages?”

No. Haltz applies a policy and records that a tap happened. It does not see messages, calls, browsing, photographs or location — and there is no screen in the console where a member of staff could look.

“What if the phone is offline or in aeroplane mode?”

Nothing changes. The tap is verified on the device itself, so the policy applies and holds without any network. Losing connectivity cannot be used to escape it.

“Can a student just uninstall the app?”

Not on an enrolled device. Removal is blocked by the management profile, and an unenrolled device is visibly not enrolled in the console — so the gap shows up rather than hiding.

“What if a tile is stolen or a master key is lost?”

Revoke it in the console and the physical object stops working immediately. Tiles are cheap to replace; nothing about the site’s security depends on any single one of them surviving.

STRAIGHT ANSWER

Haltz is a new product from an established engineering company. We are selecting a small first group of schools to run paid pilots on one wing each, with the engineers who built it on site for the first fortnight. If your board wants a reference site before committing the whole campus, that is exactly what the pilot is for — and we would rather you asked for one.



A CAMPUS KIT — GATE TILES IN CHARCOAL, ONE MASTER TILE IN BRASS

18 WHAT A CAMPUS RECEIVES

Everything, mounted and handed over.

- **Gate tiles** — one per door in scope, mounted and tested by us
- **A master tile** — brass, issued to the owner or principal by name
- **Admin tiles** — for IT and each head of section
- **Home tiles** — one per enrolled family, if you choose to offer them
- **The app** — iOS and Android, enrolled on every device in scope
- **The console** — one web page, with your policies already built
- **A policy pack** — the parent letter, the staff briefing and the board note, written

HOW IT IS PRICED

Per door for the tiles, per enrolled device for the software, with the pilot wing quoted separately so you can start small. The site walk and the written proposal cost nothing.

A pilot wing first. The campus after.

WEEK 1

Walk the site

We map doors, decide tile positions and write your policies with your head of section.

WEEK 2

Pilot wing

Tiles mounted on one corridor or one year group. Staff briefed in twenty minutes.

WEEKS 3–4

Enrol and observe

Devices enrolled with parental consent. We sit with your staff through the first mornings.

MONTH 2

Whole site

Remaining doors fitted, master and admin tiles handed over, console training closed out.

What it asks of you

A named owner for the master tile, device enrolment with written consent from parents or staff, and one member of staff at each entrance during the first fortnight. After that, the mornings run themselves.

IF IT DOES NOT WORK, YOU STOP

The pilot is one wing for one term, and it ends there unless your staff ask for the rest of the campus. No multi-year contract, no per-student licence running in the background, nothing to unwind if you decide against it. We would rather lose a pilot than argue with a school that has stopped believing in the policy.

TECHNO HOLT LABS

Built in Rawalpindi. Supported from Rawalpindi.

Techno Holt Pvt. Ltd. is an SECP-registered engineering company running a lab in Gulraiz Colony since 2022: one hundred-plus delivered projects and five head engineers covering electronics, PCB design, firmware, mobile, cloud and AI.

Tap-based hardware is familiar ground — contactless-card integrations, battery-managed wearables, clinical-grade companion apps. When a tile stops reading on a Tuesday morning, the engineer who tuned it answers the phone.

100+
PROJECTS DELIVERED

2022
LAB OPENED

5
HEAD ENGINEERS



Book a walk-through.

We visit your campus, walk the doors with your head of section, and leave a written proposal — priced per door and per enrolled device, with the pilot wing costed separately. No charge for the visit, and no obligation.

Ask for the pilot. One wing, one term, your own staff running it.

INFO@THOLTLABS.COM
THOLTLABS.COM
GULRAIZ COLONY · RAWALPINDI · PAKISTAN

Techno Holt Pvt. Ltd. · SECP registered. Photography in this brochure is illustrative and the tile shown is a pre-production sample. Camera control requires devices enrolled in a management profile.